

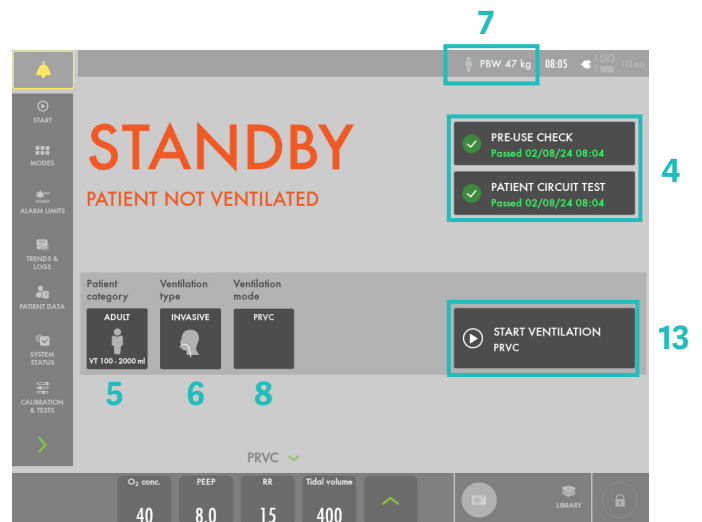
Servo-air

– short guide

Setting up

1. Plug in the power cord.
2. Switch on and connect the oxygen hose to the ventilator.
Note: The on/off switch is located at the backside.
3. Lock the wheels on the cart.
4. Start the **Pre-Use Check**. Follow on-screen instructions. (You need the test tube during the Pre-Use Check). The Patient circuit test (PCT) can be skipped during PUC and done separately and redone when the circuit/accessories has been changed.
5. Choose **Patient category**: adult or pediatric.
6. Choose **Ventilation type**: invasive or non-invasive (optional).
7. Calculate Predicted Body Weight (PBW) automatically by tapping **PBW** and enter patient gender and height. (For pediatric patient category it is the patient's weight). Tidal Volume in ml/kg will now be monitored.
8. Tap **Ventilation modes**. (Tap and hold the mode to get more information).
9. Choose mode and adjust the settings.
10. Some settings have dynamic images.
11. The safety scale can be expanded by tapping **+**.
12. Adjust alarm limits if necessary in th alarm window.
13. Tap **Start ventilation**.

Refer to user manual for detailed information



Note: Alarms can be in one of three colors depending on priority:

- High priority
- Medium priority
- Low priority

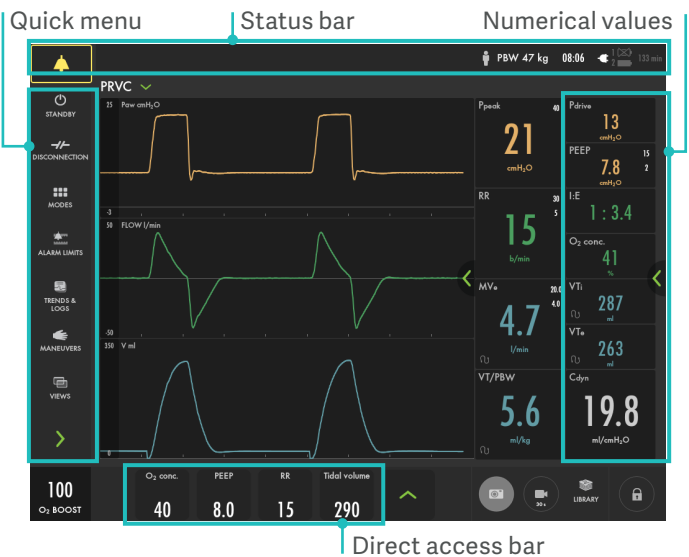


Alarm audio silenced – Active alarms can be silenced for two minutes.



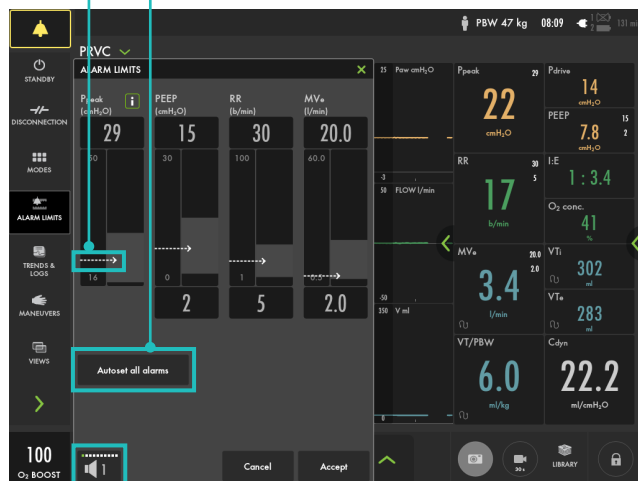
Pre-silence alarms – Most alarms are pre-silenced for 2 min.

Short cut - tap on the metric to adjust alarm limits directly.



Current measured value

Autoset Alarm limits in controlled modes



Alarm volume

Stop ventilation: tap **Standby** and tap and hold

Disconnection

Maneuvers: Nebulization, Static measurement, Manual breath and O₂ boost level

Different **Views** available

O₂ Boost



This document is intended to provide information to an international audience outside of the US. Servo-air may be pending regulatory approvals to be marketed in your country. Contact your Getinge representative for more information.
Manufacturer · Maquet Critical Care AB · Röntgenvägen 2 SE-171 54 Solna · Sweden · +46 (0)10 335 73 00

www.getinge.com

GETINGE